



RUBI

CATALOGUE 2025

THE PROFESSIONAL'S
CHOICE SINCE 1951

BE-MASTER

MANUAL DOUBLE-GUIDED CUTTER WITH HIGH PERFORMANCE MULTI-POINT BREAKER AND FIXED SQUARE.
Specially designed for cutting large format ceramic tiles. IDEAL for INTENSIVE cutting of porcelain tiles.



CATEGORY: PREMIUM



USE: INTENSIVE



MATERIAL: PORCELAIN TILE










POWER
1100 kg



STURDINESS



- Ratchet locking and trigger release system allows scoring and breaking with one hand.
- **FASTER USE.** Increases **PERFORMANCE** in both thin and thick materials.
- **Set of extra-large aluminium slides with linear ball bearings** that provide much greater **STABILITY** to the cut and **SMOOTHER** gliding of the breaker system.
- **Large fixed aluminium square with regulation system for large-size ceramics, with side stop for repeated cuts.**
- Tubular extruded aluminium base with closed reinforced profile and steel reinforcement in the rib.
- Solid Ø25 mm chrome-plated, rectified and calibrated steel guides with anti-corrosion treatment for greater resistance to bending.
- Fixed square with **PATENTED** adjustment system.
- Mounting and dismounting of the bracket and side accessories by means of a **PATENTED** magnetic system, which allows the machine to be dismantled and transported with greater ease and comfort.
- Side stop in extruded aluminium for greater **STABILITY** when cutting large-size ceramics.
- Soft grip handle with trigger for greater **ERGONOMICS** and **COMFORT**.
- With wheels and integrated handle for easy transport.
- Includes Ø22 mm scoring wheel with ball bearing and plastic protector on the breaker to avoid marks on white glazed tiles.
- Wide range of scoring wheels to suit all materials (Ø 6, 8, 10, 18 and 22 mm).
- Supplied in a reinforced canvas bag with pockets for easy storage.

REF.									
BE-MASTER 850	17985	-	850 cm	60x60 cm	3 - 21 mm	1100 kg	18,2 kg	1	24

HIT-PLUS / HIT-PLUS RS

FOR THE MOST DEMANDING JOBS ON ALL TYPES OF LARGE-FORMAT CERAMIC TILES.
For professional cutting of porcelain and ceramic tiles.



**SECURE
LOCK
SYSTEM**

Only compatible with **LOCK SYSTEM SCORING WHEELS**



CATEGORY: SUPERPRO










USE: PROFESSIONAL

MATERIAL: PORCELAIN TILE



POWER
900 kg

- **Slider assembly with ball bearings for greater SMOOTHNESS and COMFORT during scoring.**
- **MAGNET System.** The pressure pad for scoring and breaking can be locked and unlocked with one hand. **FASTER** use and cutting accuracy.
- **Full view of the scoring and cutting area thanks to the forward position of the scoring wheel in front of the pressure pad.**
- **Closed extruded aluminium structure base for greater RIGIDITY and cutting CAPACITY.**
- With HIGH performance moving breaker.
- Ground, chrome-plated solid steel guides with anti-corrosion treatment, and 25 mm diameter for greater torsional strength.
- With a square that includes a side stop for repetitive and 45° cuts.
- Equipped with 4 additional aluminium arms for working with large ceramic tiles.
- Moving guides stop for adjusting the cut to the tile dimension.
- Double tile support with accessory for cutting at 45°. Handle with soft grip for better **ERGONOMICS** and **COMFORT**.
- Includes articulated arms to give more support to the ceramic.
- Wide range of scoring wheels adaptable to each material (6, 8, 10, 18 and 22 mm diameter). Includes Extreme 22 mm scoring wheel.
- Equipped with 2 wheels and grip for better tool movement. The RS version includes a reinforced square with magnet fixing.
- The 1600 mm long versions include wheels for easier transport. The bag includes wheels for 1200, 1600 and 1800 option.

	REF.									
HIT-1200 PLUS	27900	-	120 cm	85x85 cm	3-18 mm	900 kg	21,9 kg	25,6 kg	1	20
HIT-1200 PLUS WITH BAG	27902	✓					20,5 kg	25,4 kg		
HIT-1600 PLUS	27909	-	160 cm	100X100 cm			22 kg	- kg		24
HIT-1600 PLUS RS	27901			113X113 cm			27 kg	32,5 kg		-
HIT-1600 PLUS RS WITH BAG	27903	✓								
HIT-1800 PLUS	27916	-		127x127 cm			27,26 kg			

HIT-N

ROBUSTNESS AND PRECISION IDEAL FOR CUTTING PORCELAIN TILES.

For professional cutting of porcelain and ceramic tiles.



**SECURE
LOCK
SYSTEM**

Only compatible with **LOCK SYSTEM** SCORING WHEELS



CATEGORY: SUPERPRO



USE: PROFESSIONAL












MATERIAL: PORCELAIN TILE



POWER
800 kg

- With high performance moving breaker.
- Slider assembly with ball bearings for greater smoothness and comfort during scoring.
- Full view of the scoring and cutting area thanks to the forward position of the scoring wheel in front of the pressure pad.
- Closed extruded aluminium structure base for greater rigidity and cutting capacity.
- Ground, chrome-plated solid steel guides with anti-corrosion treatment, and 20 mm diameter for greater torsional strength.
- Guides fixed with clamps for greater rigidity.
- With side stop for repetitive and 45° cuts.
- Equipped with 4 additional aluminium arms, for large-sized ceramic tiles.
- Handle with soft grip for better ergonomics and comfort.
- Wide range of scoring wheels adaptable to each material (6, 8, 10, 18 and 22mm diameter).
- Includes 22mm scoring wheel.
- Includes articulated arms to give more support to the ceramic.

REF.										
HIT-1200 N	26961	-	120 cm	85x85 cm	3-15 mm	800 kg	14,15 kg	- kg	1	24
HIT-1200 N WITH BAG	26962	✓					15,02 kg	16,2 kg		
HIT-850 N	26963	-	85 cm	60x60 cm			11,20 kg	- kg		28
HIT-1200 N WITH BAG	26964	✓	120 cm	85x85 cm			15,02 kg	16,2 kg		24
HIT-1000 N	26992	-	100 cm	70x70 cm			12,47 kg	- kg		-
HIT-1000 N WITH BAG	26999	✓						14 kg		

SPEED-MAGNET

IDEAL BALANCE BETWEEN ROBUSTNESS AND LIGHTNESS IN CERAMIC TILE CUTTING.
 For professional cutting of porcelain tiles and ceramic tiles.



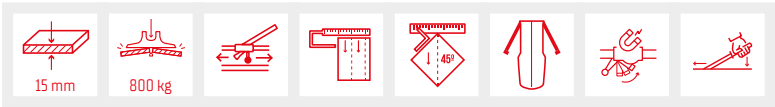
CATEGORY: SUPERPRO

USE: PROFESSIONAL

MATERIAL: STONEWARE

LIGHT

SECURE LOCK SYSTEM
 Only compatible with LOCK SYSTEM SCORING WHEELS



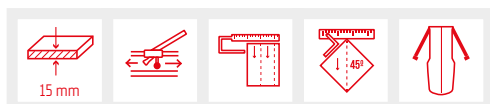
- **Quick speed system with magnet, ideal for one-handed use. Easy and fast to use.**
- **Great visibility during scoring.**
- **Reinforced structured elements. High breaking power.**
- **Aluminium base for robustness. Light and easy to transport.**
- Solid 20mm steel guides. Chromed and rectified with anti-corrosion treatment for greater resistance to twisting.
- Multipoint breaker 800kg power.
- Reinforced SOFT-GRIP handle.
- Lateral stop for repetitive cuts and 45 degrees square.
- Interchangeable scoring wheels ranging between Ø 6mm–22mm.
- Scoring wheel Ø 8mm ENDURE. included.
- Direct view of scoring and cutting line.
- 72/92 models: -Aluminium lateral support.

	REF.									
SPEED-62 MAGNET	14980	-	62 cm	44x44 cm	3-15 mm	800 kg	8 kg	- kg	2	30
SPEED-72 MAGNET	14981		72 cm	51x51 cm			9,5 kg		1	35
SPEED-92 MAGNET	14982		92 cm	65x65 cm			12 kg			28
SPEED-62 MAGNET WITH CASE	14988	✓	62 cm	44x44 cm	3-15 mm	800 kg	8 kg	11,5 kg	2	24
SPEED-72 MAGNET WITH CASE	14989		72 cm	51x51 cm			9,5 kg	13,6 kg		18
SPEED-92 MAGNET WITH CASE	14990		92 cm	65x65 cm			12 kg	16,8 kg	1	
SPEED-MAGNET	14959	-	62 cm	44x44 cm			8 kg	- kg	2	30

SPEED-N

THE MOST VERSATILE TILE CUTTER IN IT'S RANGE.

For professional cutting of ceramic tiles, occasionally for porcelain tiles.



CATEGORY: PRO



USE: PROFESSIONAL











MATERIAL: STONEWARE



STURDINESS

- Reinforced structured elements. High breaking power.
- Chromed and rectified steel guides, with anticorrosion treatment. Higher durability.
- Aluminium base for higher robustness.
- Light and easy to transport.
- With lateral stop for repetitive cuts and 45 degree squares.
- Interchangeable scoring wheels ranging between Ø 6mm to 10mm.
- Scoring wheel Ø 8 mm SILVER included.
- Direct vision of scoring and cutting line.
- 72/92 models; -Aluminium lateral support.

	REF.								
SPEED-42 N MANUAL CUTTER	14949	-	42 cm	30x30 cm	3-15 mm	5,47 kg	--	2	64
SPEED-62 N	14975		62 cm	44x44 cm	5-15 mm	7 kg	10,6 kg		30
SPEED-72 N	14976		72 cm	51x51 cm		8,2 kg	12,5 kg	1	40
SPEED-92 N	14977		92 cm	65x65 cm		11 kg	15,9 kg		28
SPEED-62 N WITH CASE	14985	√	62 cm	44x44 cm		7 kg	10,6 kg	2	24
SPEED-72 N WITH CASE	14986		72 cm	51x51 cm		8,2 kg	12,5 kg		18
SPEED-92 N WITH CASE	14987		92 cm	65x65 cm		11 kg	15,9 kg	1	

RP

PROFESSIONAL DOUBLE-GUIDE CERAMIC TILE CUTTER WITH MULTI-POINT SEPARATOR AND FIXED SQUARE.
Perfect for FREQUENT cutting of porcelain stoneware, and INTENSIVE cutting of tiles and glazed stoneware.



CATEGORY: PRO

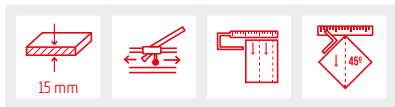
USE: PROFESSIONAL

MATERIAL: STONEWARE











**SECURE
LOCK
SYSTEM**

Only compatible with LOCK SYSTEM SCORING WHEELS



- **Double-guide manual cutter.**
- **The sliding of the carriage and the scoring is SOFT and PRECISE thanks to the 2 lineal bearings on the ø 20 mm chrome-plated steel guides.**
- **Multi-point separator made of die-cast aluminium, with MAGNET breaking mechanism for FASTER use. The locking and unlocking of the separator for scoring and separating is done with just one hand.**
- **LIGHTWEIGHT and STRONG cutter thanks to its extruded aluminium base, with open profile tubular design and steel rib reinforcement.**
- The bi-material base foams provide a 2 mm thick rubber layer that offers an excellent durability and resistance to ceramic friction.
- Soft-grip handle for greater ERGONOMICS and COMFORT.
- Fixed square with die-cast aluminium side stop for repetitive cuts and narrow strips with dual scale (mm and inches) and reinforced plastic fixed square for 45° cuts. Two integrated supplementary arms for greater stability in large-format ceramics.
- ø 8 mm SILVER scoring wheel included.

	REF.								
RP-65	15992	-	65 cm	45x45 cm	3-15 mm	700 kg	8,2 kg	1	30
RP-85 W BAG	15995	√	85 cm	60x60 cm			9,7 kg		18
RP-120 W BAG	15999		120 cm	80x80 cm			13 kg		30
RP-100 W BAG	15997		100 cm	70x70 cm			11,3 kg		24

RG

PROFESSIONAL DOUBLE-GUIDE MANUAL CUTTER, WITH MULTIPOINT BREAKER AND FIXED SQUARE.

Perfect for OCCASIONAL cut of porcelain tiles, FREQUENT cut of wall tiles & glazed stoneware.



**SECURE
LOCK
SYSTEM**

Only compatible with LOCK SYSTEM SCORING WHEELS

CATEGORY: PRO

USE: PROFESSIONAL

MATERIAL: STONEWARE



- **Double-guide manual cutter.**
- **Carriage slide and the scoring are SMOOTH & PRECISE** thanks to the 2 lineal bearings on two ø 20 mm chromed & rectified steel guides.
- **Multipoint breaker for FAST & ACCURATE use**, allows to apply the breaking power wherever is needed.
- **LIGHTWEIGHT & RIGID cutter** thanks to the extruded aluminium base, with opened profile and reinforcement steel rib.
- Bi-material foams on the base provides a rubber layer of 2 mm thickness that offers an excellent durability and resistance to the friction of ceramics.
- Ergonomic handle for a greater comfort.
- Lateral steel stop for straight repetitive cuts, with dual scale (mm & inches) and fixed square of reinforced plastic for 45° cuts.
- Two integrated support arms for a better stability with large tiles.
- Includes ø 8 mm scoring wheel.

	REF.							
RG-65	15991	65 cm	45x45 cm	3-15 mm	8 kg	8,6 kg	1	24
RG-85	15994	85 cm	60x60 cm		9,5 kg	10,2 kg		

FAST

LIGHT AND VERSATILE CUTTER.
For professional cutting of ceramic tiles.



CATEGORY: PRO

●●○ USE: PROFESSIONAL

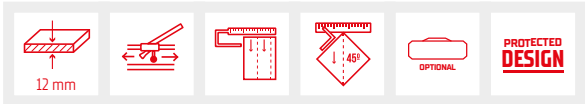
MATERIAL: STONEWARE

VERSATILITY



SECURE LOCK SYSTEM

Only compatible with LOCK SYSTEM SCORING WHEELS



- Extruded aluminium base.
- New rigid and stable separator.
- Reinforced 18mm guides for greater resilience.
- Four side brackets for a great additional support.
- Wider foam base.
- Chromed steel guides with anti-rust treatment.
- Lateral stop with 45° square.
- Base for greater support of the tile.
- Interchangeable scoring wheels from Ø1/4"(6mm) to 11/16" (18mm).
- Ø1/4" (6mm) SILVER scoring wheel included.
- Two-layer base with shock absorption.
- Direct view of the scoring and cutting line.

	REF.							
FAST-65	13940	-	65 cm	45x45 cm	12 mm	6,3 kg	4	48
FAST-85	13941		85 cm	60x60 cm		- kg	2	32
FAST-85 WITH BAG	13939	√				7,5 kg	8,5 kg	

STAR PLATINUM

LIGHT AND VERSATILE CUTTER.

For professional cutting of ceramic tiles, occasionally for porcelain tiles.



CATEGORY: PRO



USE: PROFESSIONAL











MATERIAL: STONEWARE



LIGHT

- Multipoint breaker with aluminium pressure pad and steel breaker bar for greater **ROBUSTNESS** and breaking **POWER**.
- Aluminium tool holder, more **RIGID** and **STABLE** for **EASIER** tile scoring.
- Cast aluminium base, **LIGHT** and **STRONG** with side extensions for large pieces.
- Cast **ALUMINIUM** guide supports for greater **ROBUSTNESS**.
- Dual guide for greater **VISIBILITY** of the scoring and cutting line.
- Solid, chromed, ground and calibrated steel guides with anti-corrosion treatment.
- Side stop with millimetre scale and 45° square.
- Interchangeable scoring wheels from Ø1/4"(6mm) to 3/8" (10mm).
- Ø 6 mm **SILVER** scoring wheel included.

	REF.								
STAR-51 PLATINUM	15901	-	51 cm	36X36 cm	12 mm	3,76 kg	6	-	
STAR-63 PLATINUM	15902		63 cm	45X45 cm		4,39 kg		72	
STAR-63 PLATINUM WITH CASE	15904	√					4	48	6,04 kg
STAR-65 PLATINUM	15911	-	65 cm	45x45 cm		6	72	-	
STAR-65 PLATINUM WITH BAG	15914	√	63 cm	45X45 cm					

STAR

LIGHT AND VERSATILE CUTTER.

For occasional cutting of ceramic tile and cutting of porcelain tiles.



PROTECTED
DESIGN



CATEGORY: PRO



USE: OCCASIONAL











MATERIAL: STONEWARE



RELIABILITY

- Closed sliding mobile breaker for greater bending strength.
- New support reinforced for durability and power separation.
- Chromed steel guides with anti-rust treatment for greater durability.
- Base for correct support of the tile.
- Interchangeable scoring wheels from Ø1/4" (6mm) to 3/8" (10mm).
- Ø1/4" (6mm) SILVER scoring wheel included.
- Two-layer base with shock absorption.
- Direct view of the scoring and cutting line.

REF.									
STAR-42	14943	-	42 cm	30x30 cm	12 mm	3,4 kg	6	72	
STAR-42 WITH CASE	14946	√					4	48	4,8 kg
STAR-51	14944	-	51 cm	36x36 cm		3,7 kg	6	72	
STAR-51 WITH CASE	14947	√					4	48	5,6 kg
STAR-63	14945	-	63 cm	45x45 cm		4,3 kg	6	72	
STAR-63 WITH CASE	14948	√					4	48	6,5 kg



PRACTIC PLUS

FOR SMALL RENOVATIONS AND LIGHT JOBS.
For the OCCASIONAL cut of glazed stoneware and FREQUENT of tile.



- **Multipoint separator, with aluminum clamp.**
- **Closed slides without bushings and aluminum tool holders.**
- **Deep-drawn sheet steel base with central rib.**
- **Injected aluminum guide supports, for greater ROBUSTNESS.**
- Double guide, for a better VISIBILITY of the scoring and cutting line.
- Closed sliders made of POM.
- Ø16 mm solid steel guides, chromed with anti-corrosion treatment.
- Lateral stop made of sheet steel for repetitive cuts and square at 45°.
- Scoring wheels adaptable to each material to obtain maximum performance and cutting quality in each case. Compatible with diameters from 6 to 10 mm.
- Includes Ø6 mm scoring wheel.

	REF.						
PRACTIC PLUS-61	21979	61 cm	43x43 cm	10 mm	4,875 kg	No	No

CATEGORY: PRO

USE: OCCASIONAL

MATERIAL: STONEWARE

STURDINESS

LIGHT

PRACTIC

IDEAL FOR SMALL RENOVATIONS AND LIGHT WORK.
For occasional cutting ceramic wall and floor tiles.



PROTECTED
DESIGN

CATEGORY: PRO

USE: OCCASIONAL

MATERIAL: STONEWARE

LIGHT

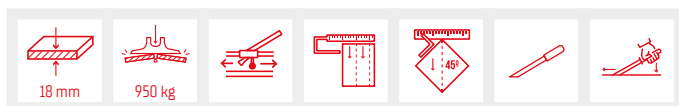
- Movable breaker, ideal for diagonal cuts.
- Aluminium guide supports for greater rigidity.
- Lateral end stop for repetitive cuts.
- Interchangeable scoring wheels to adapt to each material.
- Chromed steel guides and aluminium support.
- Mobile breaker with Ø1/4"(6mm) SILVER scoring wheel included.
- Interchangeable scoring wheels Ø1/4"(6mm) to 3/8"(10mm) for cutting different materials.

	REF.						
PRACTIC-51	24984	51 cm	36x36 cm	10 mm	2,9 kg	6	72
PRACTIC-61	24985	61 cm	43x43 cm		4,9 kg		

RCH / RCH RS

STURDIEST AND LIGHTEST CUTTER IN ITS CATEGORY.

For professional cutting of porcelain tiles and ceramic tiles.



CATEGORY: SUPERPRO



USE: PROFESSIONAL



MATERIAL: PORCELAIN TILE












LIGHT



STURDINESS

- **Enhanced visibility.** T-shaped guide allows user to see the scoring wheel from the top with minimum angle.
- **Increased stability.** Double Side Stop to for large format tiles.
- **Ultra-light weight.** The machine is full made in aluminium for enhanced transportability.
- **Straightness regulation system.**
 - One hand operated multipoint breaker with MAGNET system that increases the speed and precision in cutting. 950 Kg breaking power.
 - Die-casting slider with 4 riveted double ball bearings capable of resisting a high load.
 - Closed profile extruded aluminium guide with stainless steel raceway. Reduces both lateral and vertical bending improving cutting performance. Die-cast aluminium guide supports.
 - Bi-material base Rubber. Side stop for repetitive cuts at 90° and 45°. Rubber wheels and handle for easy transport.
 - Reinforced textile carrying case for transport, protection and durability. Supplied with Ø7/8" (22 mm) EXTREME scoring wheel.
 - RS models Supplied with reinforced fixed square with magnet fixation and 30 cm long side stop for straight repetitive cuts.

REF.											
RCH-850 RS	27921	√	85 cm	60x60 cm	5-18 mm	950 kg	12,9 kg	15,5 kg	-	-	
RCH-1200 RS	27922		120 cm	85x85 cm			18,9 kg	22,2 kg			
RCH-1600 RS	27923		160 cm	113x113 cm			21,8 kg	26,2 kg			
RCH-850	27924		85 cm	60x60 cm			11,9 kg	14,5 kg			
RCH-1200	27925		120 cm	85x85 cm			17,9 kg	21,2 kg			
RCH-1600	27926		160 cm	113x113 cm			20,8 kg	25,2 kg			
RCH - 36' (920) RS W-BAG	27931		95 cm	68x68 cm	5-18 mm		15,8 kg	17,5 kg			
RCH - 48' (1200) RS W-BAG	27932	-	123 cm	85x85 cm	5 - 18 mm		19,1 kg	22,1 kg			
RCH - 24' (65)	27934		68 cm	49x49 cm	5-18 mm		10,3 kg	11,8 kg			
RCH-1200	27927		120 cm	85x85 cm			18,9 kg	22,2 kg			

RX-PLUS

PROFESSIONAL SINGLE-GUIDE MANUAL CUTTER WITH MULTIPOINT BREAKER, AND FIXED SQUARE.

For FREQUENT use on porcelain tiles and INTENSIVE use on floor stoneware and wall tiles.



CATEGORY: SUPERPRO



USE: PROFESSIONAL



MATERIAL: PORCELAIN TILE

FAST



CUTTING VISIBILITY



- **Single-guide manual cutter.**
- **Revolutionary trapezoidal-shaped guide design with 6 SELF-ADJUSTABLE ball bearings for a SMOOTH & ACCURATE sliding.**
- **Multipoint breaker made of forged aluminium, with new Magnet breaker mechanism for FAST use: the breaker blocking to score and unblocking to break are made with one hand.**
- **BETTER visibility of scoring and cutting area compared with “traditional” single-guide cutters.**
- **LIGHTWEIGHT & RIGID** cutter thanks to the tubular extruded aluminium base, with closed and reinforced profile. Reinforced steel rib.
- **Chromed solid steel trapezoidal guide.**
- **Ergonomic SOFT-GRIP handle** for a higher ergonomics and comfort.
- **Aluminium injected lateral stop** for straight repetitive cuts with dual scale (mm & inches) and fixed square of reinforced plastic for 45° cuts.
- **Two integrated support arms** for better stability with large tiles.
- **Equipped with Ø22 mm scoring wheel** with bearings. For ceramic tiles with ROUGH and SSTRUCTURED surfaces.

REF.										
RX-120 PLUS	15955	-	120 cm	85 x 85 cm	3,5-18 mm	750 kg	1430 x 222 x 198 mm	11,5 kg	13,5 kg	1 16

RX

PROFESSIONAL SINGLE-GUIDE MANUAL CUTTER, WITH MULTIPPOINT BREAKER AND FIXED SQUARE.

Perfect for OCCASIONAL cut of porcelain tiles, and FREQUENT cut of wall tiles & glazed stoneware.



CATEGORY: PRO



USE: INTENSIVE













MATERIAL: STONEWARE

FAST



CUTTING VISIBILITY

- **Single-guide manual cutter.**
- **Revolutionary trapezoidal-shaped guide design with 6 SELF-ADJUSTABLE ball bearings for a SMOOTH & ACCURATE sliding on the chromed steel guide.**
- **Multipoint breaker made of forged aluminium, with new Magnet breaker mechanism for FAST use: the breaker blocking to score and unblocking to break are made with one hand.**
- **The Magnet system offers a BETTER visibility of scoring and cutting area compared with "traditional" single-guide cutters.**
- **LIGHTWEIGHT & RIGID cutter thanks to the extruded aluminium base, with open profile and reinforced steel rib.**
- **Chromed solid steel trapezoidal guide.**
- **Ergonomic SOFT-GRIP handle for a higher ergonomics and comfort.**
- **Aluminium injected lateral stop for straight repetitive cuts with dual scale (mm & inches) and fixed square of reinforced plastic for 45° cuts.**
- **Two integrated support arms for better stability with large tiles.**
- **Equipped with Ø22 mm scoring wheel with bearings. For ceramic tiles with ROUGH and SCTRUCTURED surfaces.**

	REF.										
RX	15998	-	65 cm	45 x 45 cm	3,5 - 18 mm	650 kg	894 x 222 x 198 mm	6,9 kg	7,7 kg	1	16



BASIC

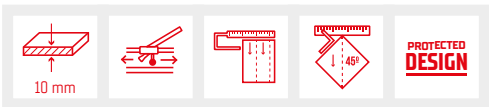
IDEAL FOR SMALL RENOVATIONS AND LIGHT WORK.
For occasional cutting ceramic floor tiles.





CATEGORY: PRO


USE: OCCASIONAL


MATERIAL: CERAMIC TILE



- Base, guide & supports in steel and aluminium.
- Mobile breaker and Ø9/16"(14mm) SILVER Tungsten Carbide scoring wheel included.
- Also comes with lateral stop and 45° square.

	REF.						
BASIC-60	25956	61 cm	43x43 cm	10 mm	3,5 kg	6	72



CATEGORY:
SUPERPRO

SILVER



SCORING WHEEL 8MM

- Suitable for K-180, TIGER, SPEED, STAR MAX, X-ONE, FAST cutters.
- Suitable for cutting wall tiles, floor tiles and polished tiles, etc.
- Tungsten carbide blade wheel, durable.
- The handle adopts a patented three-slot design to achieve maximum cutting accuracy and minimum vibration.

REF.



3/8" (8 MM) SRT SCORING WHEEL

01942

1

CATEGORY:
SUPERPRO

SILVER



22MM SCORING WHEEL SRT

- Inner diameter 5mm.
- Suitable for X-ONE and SLIM CUTTER cutting machines.
- Suitable for cutting hard tiles.
- Carbide tungsten steel blade, durable.
- Able to achieve clean cutting and obtain a smooth cutting surface.

REF.



X-ONE SCORING WHEEL Ø 22 MM.

01943

1

CATEGORY:
SUPERPRO

SILVER



SCORING WHEEL PLUS 22MM W/HAND.GOLD KING

- Suitable for cutting hard ceramic tiles.
- Carbide tungsten steel cutter wheel, durable.
- It can achieve clean cutting and obtain a smooth cutting surface.

REF.



SCORING WHEEL PLUS 22MM W/HAND.GOLD KING

01939

01924

1

CATEGORY:
PRO


LATERAL STOP X-ONE

- Suitable for X-ONE, TIGER, SPEED, PRIME manual cutting.

REF.



LATERAL STOP X-ONE

18825

1

CATEGORY:
SUPERPRO

TABLE EXTENSION

- Increases work surface for large format tiles. 23 5/8"(600x280mm).
- Maximum weight: 33Lb. (15kg).
- Compatible with various models of cutting machines.

REF.



SUPPLEMENT TABLE WITH SIDE STOP FOR THE DV-200

24849

1



TC-125 G2 CIRCULAR CUTTER KIT

THE LIGHT AND PRECISE LARGE FORMAT CUTTER

For cutting ceramic and porcelain tiles. Suitable for use with natural and synthetic stone. Especially suitable for large format tiles.



CATEGORY: SUPERPRO

USE: PROFESSIONAL

MITRE CUT (45°)

DRY AND WET CUT

2
Cut & Drill

3+1
YEARS
WARRANTY

320 cm

20-25 mm

320 cm

20-25 mm

320 cm

PROTECTED
DESIGN

- Includes a set of suction cups suitable for all surfaces for fixing the guide to the part.
- Equipped with a carbon steel slide on adjustable double set stainless steel radial bearings.
- Double dust reduction/control system. Dry and wet cutting.
- Height-adjustable cutting head (saw effect), hinged from 0° to 45°. (mitre). FAST adjustment system.
- More ergonomic. Additional BI-MATERIAL handle, mainly for mitre cuts.
- Compatible with discs of 125 or 115 mm diameter. (Suitable for discs with reinforcement plate).
- Switch with SAFETY lock. Prevents UNINTENTIONAL start-up. Electrical cable with PRCD.
- Direct connection to vacuum cleaner. Includes adapter for other models and brands (37, 42 and 50 mm diameter).
- Quick connection and regulating valve for hose (16 mm diameter). Rubber stopper for suction outlet. IMPROVES ergonomics during wet cutting.
- Cast aluminium disc protector with transparent polycarbonate cover with quick opening and closing system. FACILITATES disc change and MINIMISES the projection of particles and water.
- Tilting side guard for mitre cuts. REDUCES water splashing and IMPROVES dust suction.
- Each set contains: 2 155 cm guides, 1 65 cm guide, 1 TC-125 cutter, 1 Ø125 disc, 2 fixing suction cups, 2 clamps, 2 spacers, 2 plates for reinforced discs (normal and thin), 1 vacuum cleaner adapter, 1 carry case and 1 carrying bag. FACILITATES transport and handling.

	REF.			RPM	W									
TC-125 G2	51951	√	220-240V 50-60Hz	11300	1250 W	∞ cm	20-25 mm	14-18 mm	115-125 mm	22,2 mm	36x24,5x21 cm	10 kg	1	16
SET OF GUIDES FOR TC-125 G2	51949					320 cm						13,5 kg		24

The kit is a cutter reference plus the guide reference [Ref.51949]. It must be used with the SLIM SYSTEM G2 guides.

SLAB CUTTER G3

MANUAL CUTTING SYSTEM WITH CONNECTABLE GUIDES.

For manual cutting of large porcelain tiles.



CATEGORY: PREMIUM










USE: INTENSIVE



PRECISION

SCORING WHEEL POWER

- **System with movable suction cups integrated in the guides. Special grey rubber suction cups for rough surfaces that won't leave marks on the tile.**
- **Carriage with lever mechanism for perfect scoring. Extreme roller guide.**
- **Highly reinforced guides. Easily interconnected by means of an adjustable lever mechanism.**
- **Transport bag with padded handles and pockets for accessories.**
- Breaking system by adjustable nippers with soft-grip handle, which facilitates and ensures progressive breaking of the tile, thus reducing the risk of cracking. 2-in-1 nippers and breaker.
- Ø 22 mm RUBI EXTREME roller guide made of Tungsten Carbide with Titanium Carbide treatment and bearings, to offer better scoring performance and quality.
- Each set contains: Three 112 cm guides, 1 marker carriage with 22 mm roller guide, 1 set of nippers and 6 suction cups.
- Transport bag with padded handles and pockets for accessories.

	REF.							
SLAB CUTTER G3	16900	√	320 cm	3-12 mm	11 kg	17 kg	1	9
	16911			12 mm	11.3 kg	18.4 kg		12

The Slab Breaker Plus (ref. 18917) must be used for thicknesses from 10 mm to 20 mm.



SLAB CUTTER 2100

DESIGNED FOR PLATES UNDER 2.1 METERS.
For Manual cutting of large porcelain tiles.











CATEGORY: PREMIUM

2
Cut & Drill

3
YEARS
WARRANTY



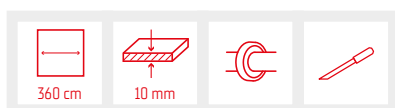
- **Built-in suction cup.**
- **Save space, The position of the suction cups can be adapted according to the length of the surface to be cut.**
- **1115mm long extruded aluminum guides, interconnectable.**
- **Maximum cutting length 2100mm, suitable for common 1.8m tile cutting, It is durable and convenient to store and carry.**
- Suction cup and anti-slip strip double anti-slip system, accurate positioning.
- Carriage with a lever mechanism and guided bearings. This system allows through the lever to increase the scoring power with the minimum effort. Tungsten carbide with titanium carbide treatment and Ø 22 mm bearing, offers a higher performance and quality in the scoring.
- SLAB BREAKER, Greater separation force, With adjustable separating system adaptable to different widths, for thicknesses 3mm-12mm ceramic tile.

	REF.							
SLAB CUTTER 2100	16921	√	210 cm	3-12 mm	8.4 kg	11.9 kg	1	30

SLIM CUTTER G2

HAND CUTTING SYSTEM WITH CONNECTABLE GUIDES.

For hand cutting of large porcelain tiles with thicknesses between 3 and 10 mm.



CATEGORY: SUPERPRO



USE: PROFESSIONAL









PRECISION



LIGHT

- High-scoring power thanks to the new tilting carriage design and its fixing on the reinforced guides.
- Maximum 360 cm cutting capacity (extendable) thanks to its connectable guides. Allows a 120 cm cut with a single guide.
- Excellent fixing of the guides on the tile by means of 3 natural rubber suction cups, suitable for rough surfaces, with double anchoring point.
- It prevents tile breakage by means of the progressive breaking system of the adjustable nippers with soft-grip handle. 2-in-1 nippers and breaker.
- Recommended thicknesses between 3 and 10 mm.
- Specially designed for large tiles, it provides a perfect cut without chipping with a light and easy-to-store cutter.
- High durability of the 22 mm RUBI EXTREME scoring wheel. Manufactured in tungsten carbide with tungsten carbide treatment and bearings, it offers better performance and high scoring quality.
- Easily transportable. It includes two practical reinforced transport bags with compartments, handles and a shoulder strap. These can be transported separately or together with the use of a simple connecting system.
- Each set contains: Two 155 cm guides, one 65 cm guide, 1 marker carriage with 22 mm roller guide, 1 set of nippers, 3 suction cups, 1 Allen key and 2 transport bags.

	REF.						
SLIM CUTTER G2	23999	√	360 cm	10 mm	10,3 kg	1	-




CATEGORY:
SUPERPRO

CUT ANCHOR VENTILATED FAÇADE





DRY AND WET CUT

MITRE CUT
(45°)



ANGLE GRINDER ACCESSORY G3

- Compatible with most angle grinders on the market.
- Compatible with Ø115 and 125 discs.
- Water inlet for the hose.
- Strap for the grinder accessory.
- Includes TVR-125 SUPERPRO diamond disc. The guide is not included.
- Maximum straight cut thickness (90°): Ø125 disc: 25 mm, Ø115 disc: 20 mm.
- Maximum mitre cut thickness (45°): Ø125 disc: 20 mm, Ø115 disc: 15 mm.

	REF.				
ANGLE GRINDER ACCESSORY G3	16929	20 / 25 mm	115 / 125 mm	15 / 20 mm	1
ANGLE GRINDER ACCESSORY G3 USA	52959				


CATEGORY:
SUPERPRO

USE:
OCCASIONAL



ACCESSORY FOR TC-125 G2 FREE CUT

- Accessory for TC-125 G2.
- Allows TC-125 G2 do free and parallel cuts to the corner cuts. (without the need of guide).
- *The pictures of this product might be slightly different to its final version.
-

	REF.				
ACCESSORY FOR TC-125 G2 FREE CUT	52828	115 / 125 mm	16 / 21 mm	9 / 13 mm	1



CATEGORY: SUPERPRO

SLIM CUTTER G2 SUPPLEMENT GUIDES

- Aluminium guides for the G2 system.

	REF.	
SLIM CUTTER G2 SUPPLEMENT GUIDE 155 CM.	51999	1
SLIM CUTTER G2 SUPPLEMENT GUIDE 65 CM.	52948	



CATEGORY: PRO

CUTTING HEIGHT

ERGONOMIC

SLAB PLIERS

- For separating tiles up to 18 mm thick that have previously been scratched with a manual tile cutter.
- *The pictures of this product might be slightly different to its final version.

	REF.		
SLAB PLIERS	28916	18 mm	1



CATEGORY: SUPERPRO

SLIM CUTTER G2 HEAD

- Tilting carriage with an ergonomic handle for the G2 cutting system.
- Improves the fixing on the guides.

	REF.	
SLIM CUTTER G2 HEAD	27911	1



CATEGORY: SUPERPRO

CUTTING HEIGHT

FAST

SLAB BREAKER NIPPERS

- Nippers/breaker for large porcelain tiles of between 3 and 10 mm thick.
- Can be used as nippers for thinner tiles and as a breaker if the thickness or hardness of the material requires it. 2-in-1 nippers and breaker.

	REF.	
SLAB BREAKER PLIERS	54918	1



CATEGORY: PREMIUM

CUTTING HEIGHT

POWER

SLAB BREAKER PLUS

- Auxiliary breaker for the cut of slim porcelain slabs or large tiles.
- To separate thicknesses of 6 mm up to 20 mm.

	REF.			
SLAB BREAKER PLUS SRT	28905	6 / 20 mm	1	48



CATEGORY: PREMIUM

SLAB CUTTER G3 SUPPLEMENT GUIDE

- Extruded aluminium guide with extra 112 cm.
- Includes two suction cups integrated into the guide.

	REF.	
SLAB CUTTER G3 SUPPLEMENT GUIDE AND SUCTION CUPS	16908	1

SLAB TRANS HEAVY DUTY N

FULLY ADJUSTABLE FRAMEWORK FOR HANDLING LARGE FORMAT CERAMIC, PORCELAIN AND NATURAL STONE SLABS.

Especially suited for handling thicker sheet tiles.




CATEGORY: PREMIUM


USE: INTENSIVE


HIGH LOAD CAPACITY


SECURITY



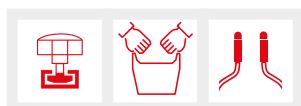
- Reinforced aluminium profile joined by a system of sliders. Greater structural strength.
- Includes 2 perpendicular aluminium guides, for greater stiffness.
- Equipped with four retractable and removable Soft-Grip handles to adapt to every situation during installation. Six light coloured vacuum suction cups that do not leave marks on the tile. Increased load capacity.
- Fast and easy to assemble and disassemble. Easy fix system.
- Black anodized finish.
- Maximum load capacity: 170 kg.
- Dimensions: 3800x1700x237 mm. (assembled and deployed).
- Maximum handling size: 360 x 160 cm.
- Unitary box with RUBI's flexography and full-colour label.

	REF.				
SLAB TRANS HEAVY DUTY N	18982	380x170x23,7 cm	36,4 kg	1	-






Additional vacuum suction cups available can be attached to the system but it does not increase the maximum load capacity of 170 kg.

SLIM EASY TRANS PLUS

FOR TRANSPORTING OF LARGE-FORMAT SHEET TILES.



- Includes 2 retractable and adjustable guides of 170 to 320 cm of reinforced aluminium and six 20 cm suction cups (ref. 18827) with high load capacity. Provide added safety and reliability.
- The optimal recommended gripping distance is 700 mm (distance between handles).
- The soft-grip handles can slide and be removed through the top slot of the guides.
- Multiple position settings for the suction cups.
- Each guide is suitable for working individually, with a maximum load capacity of 40kg at their maximum length.
- Maximum load capacity: 80 kg.
- For workpieces with a maximum length of 3.2m.

	REF.					
SLIM EASY TRANS PLUS	18976	26 kg	28 kg	1654x254x228 cm	1	-

Adding more suction cups does not increase the load capacity.



CATEGORY: SUPERPRO



USE: PROFESSIONAL



RELIABILITY



SECURITY



STURDINESS



SLIM EASY TRANS

TO TRANSPORT LARGE PORCELAIN SLABS.



CATEGORY: SUPERPRO



USE: OCCASIONAL



TRANSPORTABLE



LIGHT



- This system can be used as a complement to the Slim cutter (Ref. 18911).
- Includes two retracting guides adjustable from 160 to 320 cm and 10 suction cups for securing rough and smooth surfaces (Ref.66929).
- Maximum load of the unit: 60 kg.
- For workpieces with a maximum length of 3 m.

	REF.			
SLIM EASY TRANS	18910	16,6 kg	1	12

For every two suction cups (Ref. 18915), the load is increased by 10kg. Up to a maximum of 110kg, using 10 suction cups.

ERGO TILE TRANS

BEST ADAPTABILITY FOR LIGHTER JOBS.

For the transport and handling of large formats of porcelain slabs.



CATEGORY: SUPERPRO



LIGHT








SECURITY



RELIABILITY

- High workpiece clamping force. Due to its 6 suction cups Ø160, which can be moved along the guide, it provides an excellent grip on the workpiece.
- Easy folding and unfolding. Smooth and easy sliding of the slides thanks to their interlocking shape and the runners between them. Easy fixing and fastening by means of locking levers (without knobs).
- Comfortable and secure holding: Thanks to the highly reinforced steel handles with anti-slip grip, which allow a better grip of the whole. The handles can be folded to allow support on the support blocks in the laying position.
- Each guide can be used separately.
- Possibility of adjusting the tile in height, if the suction cup is slightly inclined, by means of manual levellers.
- Suction cups with safety indicator. Each suction cup, has an indicator that warns in the event of loss of suction.
- Easy release of the piece using the button on the suction cups or the tab on the suction cup rubber.
- The cups are protected to prevent damage during transport.
- Maximum load capacity: 80 kg.
- For workpieces with a maximum length of 3.2m.

	REF.					
ERGO TILE TRANS	28906	320 cm	16,5 kg	362x30x13,6 cm	1	-

*SUPPLEMENTARY CROSSBARS SLIM EASY TRANS/PLUS (ref. 18819). Increases the maximum load capacity to 120 kg.

**The pictures of this product might be slightly different to its final version.

SLAB TRANS MINI

FOR TRANSPORTING CERAMIC SHEETS AND LARGE-FORMAT TILES WITH A MAXIMUM RECOMMENDED SIZE OF 60X60" (150 X 150 CM).



CATEGORY: SUPERPRO



USE: PROFESSIONAL








SECURITY



LIGHT

- **Ideal for medium formats.** It adds less weight to the tile conveyor assembly when transporting medium-sized formats.
- **Retractable aluminium guide.** Allows us to handle and transport tiles 39 3/8" (100 cm) and 83" (210 cm) in size. Especially recommended for formats of up to 60x60" (150 x 150 cm), more than 5/16 " (more than 8 mm) thick, used diagonally.
- **Highly reinforced, adjustable and removable soft-grip handles.** With an anti-twist and soft-grip system which ensures a better grip of the assembly.
- **2 interchangeable Ø8" (20 cm) suction cups, can be placed at any point on the guide.**
- Suction cups with a safety indicator.
- Each suction cup, of Ø8" (20 cm) in diameter and with a high-load capacity, has an indicator that warns us in the event of a loss of suction.
- The suction cups have a protector to prevent damage during transport.
- With a maximum load capacity of 88 lb (40 kg) at their maximum length.
- Maximum load capacity: 121 lb (55 k g).


	REF.					
SLAB TRANS MINI	18983	8,3 kg	11,2 kg	231x26x18 cm	1	15



CATEGORY: SUPERPRO

REPLACEMENT CUP SLIM EASY TRANS

- Replacement suction cup for SLIM EASY TRANS.


	REF.	
REPLACEMENT CUP SLIM EASY TRANS	18915	1



CATEGORY: SUPERPRO

SUPPLEMENTARY GUIDE SET ERGO TILE TRANS / SLIM EASY TRANS PLUS

- ERGO TILE TRANS and SLIM EASY TRANS PLUS has a set of perpendicular guides for increased stability.
- With the supplementary guide set we increase the maximum load capacity to 120kg.
- Increases the rigidity of the unit.
- Facilitates handling of the pieces.
- Fast and easy to assemble and disassemble.
- Black anodized finish.


	REF.	
SUPPLEMENTARY GUIDE SET ERGO TILE TRANS / SLIM EASY TRANS PLUS	18819	1



CATEGORY: PREMIUM

VACUUM SUCTION PAD SLAB TRANS HEAVY DUTY N

- The suction cup addition is an accessory compatible only with SLAB TRANS HEAVY DUTY N (Ref. 18982), SLIM EASY TRANS PLUS (Ref.18976) and SLAB TRANS MINI (Ref. 18983). The suction cup can be fixed to any type of surface without leaving a mark on the part. Its use allows the suction cups to be replaced while maintaining the original maximum load capacity of the transporter at all times.


	REF.		
VACUUM SUCTION PAD SLAB TRANS HEAVY DUTY N	18979	1	1



CATEGORY: PREMIUM

SUPPLEMENTARY VACUUM SUCTION CUP FOR GUIDE SET

- Additional suction cup to place on the crossbars in the SLAB TRANS HEAVY DUTY N (Ref.18982) and SLIM EASY TRANS PLUS (Ref.18976) + CROSSBARS SET (Ref.18819).
- Provides rigidity in the transport of very thin workpieces.
- Facilitates the transport of cut workpieces.

	REF.	
SUPPLEMENTARY VACUUM SUCTION CUP FOR GUIDE SET	21955	1

SLAB TROLLEY

TRANSPORT AND HANDLING SYSTEM FOR LARGE-FORMAT SHEET TILES.
Especially suitable for handling thicker pieces.




CATEGORY: PREMIUM






HIGH LOAD CAPACITY

**EXCLUSIVE USE WITH
SLAB/SLIM TRANS**



PATENTED

- Transport system and manoeuvre for large format tiles.
- Especially suitable for thicker/heavier slabs.
- Exclusive to the SLAB TRANS HD N (Ref.18982), ERGO TILE TRANS (ref: 28906) and SLIM EASY TRANS systems (Ref.18910+18819).
- Easy and quick to assemble and disassemble. Easy fix connection system.
- Ultra light and compact.
- Extendable support arm for greater ergonomics when loading and unloading pieces on the workbench.
- Maximum load capacity: 140 kg (including material and trans system).

	REF.				
SLAB TROLLEY	18934	117x74,5x16,5 cm	18 kg	1	5

RHINO TROLLEY

TRANSPORT AND HANDLING SYSTEM FOR LARGE TILES.

Easy to transport due to its small size.








CATEGORY: SUPERPRO
Category


HIGH LOAD CAPACITY

VERSATILE

- Very manageable and good stability thanks to its 2 swivel wheels (360°).
- It has a safety lock on the wheels to prevent undesirable movements.
- It can be transported on any type of surface, thanks to its large 125 mm diameter wheels.
- Ultralight and compact.
- 40 cm wide platform. It can transport several tiles at the same time of up to 40 mm thickness.
- Maximum load capacity: 250 kg.
- Maximum transport dimensions: 3000 x 1200 mm
- Rubber cover to protect the tiles.
- Compatible with the transporters.

	REF.				
RHINO TROLLEY	28912	90x43,4x27,8 cm	12,6 kg	1	-

SLAB TABLE VERSA-TILE

WORK BENCH FOR CUTTING AND HANDLING LARGE-FORMAT CERAMIC SHEETS, SPECIFICALLY DESIGNED FOR THE SLAB RANGE OF TOOLS.

Work bench for cutting and handling large-format ceramic sheets, specifically designed for the SLAB range of tools.



CATEGORY: PREMIUM



USE: INTENSIVE



STABILITY

VERSATILITY

- Thanks to the shape of the legs and its structure, the table is very stable and sturdy even in its widest position. The adjustable feet ensure this stability, even on uneven floors.
- Dimensions in working position: The table is extendable from 1100 to 1515 mm, which allows you to handle the widest formats. Its length is 1800 mm.
- Its folding legs and two side wheels make it easy to transport and store.
- Double working height: 70 and 84 cm, which means it can be adapted to different needs, allowing all types of work to be carried out.
- Maximum load capacity: 260 kg. Even the largest tiles can be loaded.
- Thanks to its two movable bars and wide T-shaped profiles, you can have a support surface that allows you to work as if on a workbench for the use of smaller tools, such as hand-held cutters, for example.

	REF.					
SLAB TABLE VERSA-TILE	18984	180x153x84 cm	41 kg	44,6 kg	1	9

SLAB TABLE

WORK BENCH FOR CUTTING AND HANDLING LARGE-FORMAT SHEET TILES USING THE SLAB SYSTEM RANGE OF TOOLS.



CATEGORY: SUPERPRO








USE: INTENSIVE




STABILITY

- Workbench to support the cutting and preparation of large format materials using the tools of the Slab system range.
- Extra-reinforced bars thus increasing the rigidity of the workbench.
- The structure of the table together with the levelling feet achieves a greater stability of the set.
- Assembly and disassembly fast and easy. Easy fix connection system (hammerhead screws).
- Folding legs. Equipped with security system against involuntary closing.
- Dimensions in working position: 1800x1044x700 mm.
- Dimensions in transport position: 1800x1044x198 mm.
- Working height: 70 cm.
- Maximum load capacity: 250 kg.

	REF.					
SLAB TABLE	18935	180x104,4x70 cm	33,3 kg	36 kg	1	16

RETRACTABLE WORKTABLE

THE RETRACTABLE WORKBENCH PROVIDES A SUITABLE SUPPORT FOR ALL TYPES OF WORK.
The larger size is particularly suitable for cutting and handling large tiles.





CATEGORY: PRO


USE: PROFESSIONAL


TRANSPORTABLE

- **Resistant.** Thanks to its structure with many support points, it allows very high loads.
- **Easy to store.** Once folded, it has a reduced size and is easy to store.
- **Easy to transport.** It has a storage bag and thanks to its two wheels it can be easily transported from one place to another.
- **Easy to assemble and disassemble.** By simply pulling on the ends, we get a wide support for all our work. The addition of crossbars also provides greater stability and safety.
- Lightweight retractable structure with high load capacity.
- Easy to transport with wheels and carrying bag.
- Takes up very little space when folded.
- Easy to assemble and disassemble almost instantly, no tools required.
- Deployed dimensions.
- 300 X 120 TABLE: 75 x 300 x 120 cm.
- 120 X 120 TABLE: 75 x 120 x 120 cm.
- Maximum load (depending on final material):
- 300 X 120 TABLE: 1500 kg.
- 120 X 120 TABLE: 700 kg.

	REF.	
RETRACTABLE WORKTABLE 120X120	28918	1
RETRACTABLE WORKTABLE 300X120	28917	



*The pictures of this product might be slightly different to its final version.



CATEGORY: PREMIUM

SLAB TABLE LENGTHEN ACCESSORY

- Accessory for the SLAB VERSA-TILE TABLE (Ref 18984), it allows you to extend the table up to 3 m while maintaining its basic features.
- Also compatible with the SLAB TABLE.

	REF.		
SLAB TABLE LENGTHEN ACCESSORY	21931	1	6



CATEGORY: PREMIUM

SLAB TABLE TILE LIFTING ACCESSORY (C-15)

- Makes it possible to lift the workpiece 4.5 cm from the SLAB TABLE/SLAB VERSA-TILE TABLE profiles (only "T" profiles).
- Ideal for all types of cross-cutting and drilling on the table without the risk of damaging the profiles.

	REF.	
SLAB TABLE TILE LIFTING ACCESSORY (C-15)	21975	1



CATEGORY: SUPERPRO

SLAB TRANS MINI SUPPORT FOR TABLE

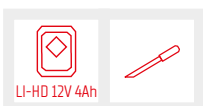
- Solely for use with the SLAB TRANS MINI and the SLAB TABLE.
- Helps to place the workpiece on the SLAB TABLE & VERSA-TILE in the back buttering position without having to remove the conveyor.

	REF.		
SLAB TRANS MINI SUPPORT FOR TABLE	16909	1	81

RUBI TRILLER ENERGY CAS

COMPACT MANUAL BATTERY-POWERED VIBRATOR.

Especially designed for vibrating large-format ceramic sheets.




CATEGORY: PREMIUM

...
USE: INTENSIVE

EFFICIENCY


CAS BATTERY COMPATIBLE

- Expels the air trapped under the tile and maximises its wetting. (Do not use for a long period of time on the same tile to prevent the adhesive escaping.)
- Suitable for use on floor and wall tiling (suitable for vertical and horizontal application, floors and walls).
- Compact and light design weighing just 5.8 kg to facilitate work on vertical surfaces.
- Floating carbon steel chassis with vibration reduction system for greater user comfort.
- Folded 1.5 mm steel sheet chassis, powder painted in red.
- Vibration plate made of PUR plastic, non-marking and easy to change.
- Easy to operate tool with ergonomic double grip.
- It has a speed regulator to adapt the vibration to the material and substrate being worked on. It includes a circuit breaker safety system.
- Powered by a Li-HD 12V 4Ah battery (compatible with 12 V batteries from the Metabo CAS platform).
- Includes Rubi BMS (Battery Management System), this is a quality electronic controller that protects the battery system from any overloads and overheating. Furthermore, it optimises the performance of the battery by offering a regular energy flow and extends the autonomy of use as well as the battery life.

	REF.		RPM			
RUBI TRILLER ENERGY CAS WITHOUT BATTERY	10913	12V 4Ah	3000	24,2x29,2x17,9 cm	5,8 kg	1

RUBI TRILLER

COMPACT MANUAL VIBRATOR.

Especially designed for vibrating large format tiles.



CATEGORY: SUPERPRO







USE: INTENSIVE

EFFICIENCY




- Compact manual vibrator especially designed for vibrating large format tiles.
- Expels the air trapped under the tile and maximises the adhesive coverage.(Do not use for a long period of time on the same tile to prevent the adhesive escaping.)
- Suitable for use on floor and wall tiles.
- Compact and light design weighing just 4.8 kg to facilitate work on walls.
- Floating carbon steel chassis with vibration reduction system for greater user comfort.
- Vibration plate made of PUR plastic, non-marking and easy to change.
- Easy to change, non-marking contact plate.
- Easy to operate tool with ergonomic double grip.
- Non-adjustable vibration frequency.

	REF.		RPM			
RUBI TRILLER	18948	220-230v 50/60Hz	2940	29,2x24,2x18,5 cm	4,8 kg	1


CATEGORY: SUPERPRO
MULTIANGLE
ANGLE TILE REGULATOR

- The angle tile gap regulator is designed for corner adjustment during the installation, especially for large formats which are more difficult to manipulate.
- It allows 90°, 180° and 270° alignment and tile gap adjustment at the same time. Very useful for countertops installation.
- Easy deactivation of the suction cups by means of the tab at the base of the suction cups.
- Metal gearing for longer life
- Recommended to use in pair.
- *The pictures of this product might be slightly different to its final version.

	REF.		
ANGLE TILE REGULATOR	03995	150 mm	1



CATEGORY: PREMIUM
ERGONOMIC
ERGO TILE BEATER

- For a good settlement of tiles.
- It facilitates the extraction of the air that remains between the tile and the adhesive.
- With a bi-material handle for maximum comfort and ergonomics.
- Metal plate for complete rigidity and long durability, reinforced with rubber to avoid damaging the ceramic tiles.

	REF.		
ERGO TILE BEATER 3,2 KG	28931	3,2 kg	3


CATEGORY: PRO
SUCTION CUP SRT

- The whole and handle are made of aluminum alloy material, strong and wear-resistant.
- The suction cup is made of high quality rubber with strong suction.
- The maximum suction is 55kg.
- Non-slip handle design, more comfortable.
- Light and easy to carry.

	REF.	
SUCTION CUP SRT	66958	1




CATEGORY: PRO
DOUBLE SUCTION CUP

- Body made of highly resistant aluminium. With ergonomic handle for greater comfort.
- Maximum load capacity : 176,4LB (80 kgs).

	REF.	
DOUBLE SECTION CUP	66917	1


CATEGORY: PRO
TRIPLE SUCTION CUP

- Body made of highly resistant aluminium. With ergonomic handle for greater comfort.
- Maximum load of capacity: 220lbs (100 kg).

	REF.		
TRIPLE SUCTION CUP	66959	1	80

DL-125

MOBILE HEAD CUTTER, POWERFUL, LIGHT AND TRANSPORTABLE.

Suitable for intensive cutting of porcelain and all kinds of ceramic tiles. Occasional cut of natural stone.



CATEGORY: SUPERPRO



USE: PROFESSIONAL



LIGHT



TRANSPORTABLE

- **35 cm wide extruded aluminium chassis, ideal for small workplaces.**
- **Wheels and handle for easy transport, as well as height-adjustable legs for stability.**
- **Equipped with blade adjustment system.**
- **Multiple accessories included with the machine.**
- Electric machine with cutting effect.
- Motor set mounted on bearings for maximum precision and reliability.
- 1800W (2,3CV) universal motor.
- 125mm diamond blade TVR included (cutter compatible with 115-130mm blades).
- Reinforced aluminium chassis (double beam system). Improves the stability and rigidity of the chassis.
- Safety protection system for Blades.
- Equipped with ZERO DUST system.
- Removable water tank for easy cleaning (8L).
- Ergonomic transport and adjustment improvements (motor adjustment, support adjustment, carriage wheel adjustment).
- Accessories included: Double lateral extension, repetitive cuts, laser and lateral stop for repetitive cuts included (adjustable from 8mm to 20mm tiles).
- The machine is supplied without cable.

REF.			RPM													
DL-125 1200	56924	220-240V 50/60Hz	12.000 max	124 cm	133 cm	90x90 cm	30 / 50 mm	20 mm	√	22,2 mm	115-130 mm	177x47x131 cm	43 kg	1	**1	

The cutting capacities can vary depending on the head position, special flanges and disc diameter.

DV-200

MOBILE HEAD ELECTRIC CUTTER OF MAXIMUM FUNCTIONALITY AND RELIABILITY

For all types of ceramic and porcelain tiles and other materials.














CATEGORY: SUPERPRO

USE: PROFESSIONAL

MITRE CUT (45°)



- Set motor on sliding bearings for maximum accuracy and cut quality.
- C³ System, improves blade's cleaning and cooling for a higher performance.
- Removable aluminium tables for easy cleaning of the machine.
- Folding legs with built-in wheels for a more comfortable transport.
- Includes diamond disc CEV PRO Ø 200 mm.
- Direct motor, single phase 1.1 kW (1.5 HP) with thermal protector. Water pump cooling of blade with flow control
- Reinforced chassis, greater structural rigidity. Adjustable lateral stop (0 ° to 60 °) for repetitive cuts.
- Large work area (100x48,5cm) suitable for large formats. Working height of 84.5 cm. for improved user ergonomics.
- Double Switch (ON/OFF) quick and easy access. Foldable head at 45° for mitre cuts that can cut up to 106 cm length.
- Front blade cooling diffuser with 5 positions depending on the hardness or the abrasion of the material.
- Machine supplied without cable.



REF.			RPM																
DV-200 1000	54911	230V-50 Hz.	2790	106 cm	76,5x76,5 cm	35 mm	15 mm	√	200 mm	160x59x117 cm	60,5 kg	1	**1						
	54912	220V-60Hz.			76.5x76.5 cm						60.5 kg								
	54913	110V-50Hz.			76,5x76,5 cm						60,5 kg								
	54914	120V-60Hz.																	

The cutting capacities may vary depending on the position of the head, special flanges and disc diameter.


CATEGORY: PRO
PORCELANIC
FAST

JSLOT - CPX C PORCELAIN TILES DIAMOND BLADE


- A blade recommended for fine cutting of porcelain tiles.
- High technology.
- High speed in straight cutting of porcelain tiles.
- Only for straight cuts, not suitable for mitre cuts.

	REF.		
CPX-200 C SEA DIAMOND BLADE	32915	200 mm	1
DIAMOND BLADE CPX-250 C SEA	32916	250 mm	


CATEGORY: SUPERPRO

DIAMOND BLADES THA

- Ultra-thin diamond wet cutting saw blade, fast cutting speed and small chipping of ceramic tiles.
- Recommended for straight cutting of ceramic tiles up to 18mm thick.
- The saw blade size is 125*22.23*1.1mm, and the blade height is 10mm.

	REF.	
DIAMOND BLADES THA	32919	1


CATEGORY: PRO
PORCELANIC
FAST
GOOD FINISH

PORCELAIN TILES J-SLOT DIAMOND BLADE (CPX)

- Recommended disc to cut fine porcelain tiles.
- High Tech. High speed on straight cuts on porcelain tiles >20 mm.

	REF.		RPM	
CPX C 200 DIAMOND BLADE	30803	210 mm	7650 max.	1



CATEGORY: SUPERPRO

TCRS SUPERPRO 105MM DIAMOND DISC

- Clean cutting and smooth chip removal.
- Fast cutting speed and efficient cutting.

	REF.				
TCRS SUPERPRO 105MM DIAMOND DISC	32977	105 mm	20 mm	11 mm	20



CATEGORY: SUPERPRO

PORCELANIC

GOOD FINISH

PORCELAIN TILES CONTINUOUS RIM DIAMOND BLADE (CPR)

- Recommended blade to cut fine porcelain tiles with less than 3/4" (20 mm) thickness.
- The best finish.

	REF.					RPM	
CPR 125 SUPERPRO	30973	125 mm	22,2 mm	1,7 mm	8 mm	12250 max.	5



CATEGORY: PRO

DIAMOND BLADE TCRG

- Clean cutting and smooth chip removal.
- Fast cutting speed and efficient cutting.

	REF.					RPM	
DIAMOND BLADE TCRG	32978	105 mm	20 mm	1,2 mm	10 mm	15300	20



CATEGORY: PRO

DIAMOND BLADE TCRB

- Sharp cut without breaking serrations.
- Excellent cutting effect, The edge of the diamond blade with a pattern-shaped, greatly reduce the risk of jagged edge breakage.
- High hardness, not easy to deform.
- The structure contains reinforced clips, which increases the rigidity and is not easy to deform.
- Recommended rock plate material, cutting effect is better.

	REF.					RPM	
DIAMOND BLADE TCRB	32979	105 mm	20 mm	20 mm	10 mm	15300	-



CATEGORY: PRO

DIAMOND BLADES TCRR

- High cutting precision, neat cutting surface, not easy to break serrations.
- Blade adopts high strength alloy steel, high temperature and high pressure sintering process, high hardness, strong toughness.
- Thin corrugated 108 teeth, diameter 105mm, Rim's thickness: 1.2mm with high sharpness and good stability.
- A multi-purpose, can be used to cut a variety of materials, such as all kinds of ceramic, porcelain tiles, marble.
- Suitable for angle grinder, marble machine, use with the angle grinder, the effect is better.

	REF.					RPM	
DIAMOND BLADES TCRR	32980	105 mm	20 mm	20 mm	10 mm	15300	-



CATEGORY: SUPERPRO

PAD SUPPORT FOR POLISHING AND BUFFING

- Fixing brackets for flexible polishing and buffing blades Ø100 mm.
- Compatible with jobs dry and water-cooled.
- VELCRO fastening.
- Connection polisher / grinder with M14 thread.

	REF.		
BACK UP PAD	61934	100 mm	1



SUPERPRO

PORCELAIN TILE

QUALITY FINISH

LONG LIFE

MANUAL POLISHING PADS

- Range of diamond rubber pads for roughing and edge polishing, cutting and surfaces of natural stone and ceramic tile.
- Semi-flexible. Good adaptation to the user's hand.
- Wet use is recommended.
- Different grain sizes: # 60, # 120 and # 200 for roughing. # 400 for polishing.
- Dimensions of the diamond plate: 55x90 mm. Rubber pad dimensions: 58x94x30 mm.

	REF.	
DIAMOND POLISHING PAD GRAIN # 60	61974	10
DIAMOND POLISHING PAD GRAIN #120	61975	
DIAMOND POLISHING PAD GRAIN #200	61976	
DIAMOND POLISHING PAD GRAIN #400	61977	



PRO-EDGER BEVELLING AND MITRING ACCESSORY

PROFESSIONAL PORTABLE SYSTEM FOR INTENSIVE USE, ESPECIALLY DESIGNED FOR DRY BEVELLING AND MITRING PRINCIPALLY OF LARGE FORMAT TILES.

It can bevel and mitre porcelain, ceramic and any natural stone material of any length.













CATEGORY: SUPERPRO


TRANSPORTABLE


LIGHT



- It makes mitre cuts at 45° up to a maximum thickness of 20 mm, and with no thickness limitation for bevelling.
- Progressive bevelling and mitring at different depths to prolong the useful life of the grinding wheel and make bevelling easier for the user.
- Compatible with 115 & 125mm angle grinders with cable or battery that are easily and safely fitted thanks to the joint made with an M14 threaded shaft and quick-fastening belt.
- Sealed high-speed bearings, to prevent the ingress of dust generated during the bevelling or mitring.
- Highly wear-resistant white polyethylene slides.
- A vacuum cleaner can be easily fitted for dust extraction (ZERO-DUST).
- Quick and simple grinding wheel change.
- Chassis with carbon steel sheet.
- 45° x 20 mm grinding wheel included (ref. 16946).
- Fixing to angle grinder by means of a Ø14mm (Ref. 16956) and 5/8"-11" (Ref. 16901) and quick fastening belt.
- Progressive wear bevelling and mitring is adjustable by 10 mm.
- A damp cloth is recommended for cleaning.
- Water is not necessary for use.
- Includes a bag with pockets for tools as a gift.

	REF.									
PRO-EDGER PORTABLE BEVELLING	16956	√	∞ cm	20 mm	M14 mm	38x21x17 cm	4,1 kg	4,5 kg	1	24
PRO-EDGER PORTABLE BEVELLING USA	16901				16 mm					



CATEGORY: PRO

USE: PROFESSIONAL

SECURITY

USB BATTERY

OCTO-USB ENERGY

- Battery suction cup designed for handling ceramic tiles.
- 3.7V / 2 Ah. battery integrated in the suction cup and charging via USB-C cable. (cable included, charger not included).
- Water and dust proof buttons. IP30.
- Digital display with 4 indicators: Vacuum / Release / ON / Charge + MBAR pressure info screen.
- Max load capacity: 140 kg only for flat & smooth surfaces and horizontal handling.
- Plastic case for transport and protection.

	REF.					
OCTO-USB ENERGY	66967	3.7V / 2Ah	220 mm	1,21 kg	1,5 kg	10



CATEGORY: PREMIUM

VACUUM

SECURITY

NO MARKS

GSC-200 VACUUM SUCTION CUP

- Suction cup for the manipulation of large ceramic tiles and heavy porcelain slabs.
- Adapts to the surface without leaving any marks.
- Fixing by vacuum manual pump.
- Load loss indicator (red mark).
- Pressure release mechanism.
- Maximum load capacity: 110 kg.
- High resistance plastic body.
- Transport suitcase.

	REF.				
GSC-200 VACUUM SUCTION CUP	16918	200 mm	1,5 kg	8	90



CATEGORY: PRO

RV-18 ENERGY

- To vibrate floor and wall tile into adhesive bed to minimize air pockets.
- Variable speed from 0 to 10000 rpm selectable with a pressure sensitive switch.
- High-capacity lithium-ion battery.
- 5" integrated suction cup with a locking lever system.
- Additional ergonomic front handle for a better stability while using.
- Built in Led light at the front to improve visibility while operating.
- Supplied with a battery and charger.
- Supplied in a plastic case.

	REF.		RPM			
RV-18 ENERGY EU	60943	18V 2 Ah	10000	415x130x145 mm	1,2 kg	1
RV-18 ENERGY AUS	60947			415x130x145		
RV-18 ENERGY	61851					



QUAKE ENERGY CAS

LIGHT AND COMPACT VIBRATOR
For tiles or porcelain sheets.




CATEGORY: PREMIUM

...
USE: INTENSIVE


LIGHT







CAS BATTERY COMPATIBLE

3
Set

3
YEARS
WARRANTY



- Designed to prevent the generation of encapsulated air bubbles between the adhesive and the back of the ceramic tile, thus facilitating ideal adhesion between the adhesive and the tile.
- The low weight and wireless system make it easy to use on vertical supports and work at height.
- The double handle with bi-material handle offers greater ergonomics and comfort to the user, and its geometry facilitates better control and stability of the tool during vibrating.
- The contact base with the ceramic tile does not leave marks and is easily replaceable.
- The front handle improves ergonomics and gives the user a better experience.
- Powered by CAS Li-Power 18V 2Ah battery, compatible with Metabo brand battery tools and with all those that are part of the CAS 18V platform.
- It has a progressive on-off switch (rpm control).
- LED battery-charge indicator.
- New CAS platform LI-POWER 18V-2 Ah battery.

	REF.		RPM				
QUAKE ENERGY CAS WITHOUT BATTERY	60953	18V 2Ah	10000 Max	127 mm	2.69 kg	3.18 kg	2


CATEGORY: PRO

EASYGRES DIAMOND DRILL BITS SRT

- Diamond drill bits to be used with electric drill without hammer.
- The quality of the diamond allows the drilling of ceramics, porcelain, granite, marble and glass.
- Ideal to install bathroom accessories and any type of decorative accessories over ceramic surfaces.
- They must always be used with the EASY GRES guide which allows their adequate cooling ensuring a high accuracy and good results.
- Body made of steel and bit made of electrodeposited diamond.
- Lateral opening to improve cooling of the drill bit and to allow the elimination of solid waste produced after the drilling of the hole.
- Recommended speed of use between 400 and 1000 r.p.m. depending of the material to be drilled.
- To achieve a better finish and a longer life of the drill bit, it's important to observe the adequate speed of use and to apply a moderate pressure during the drilling.
- Supplied in blister.

	REF.	
EASYGRES DIAMOND DRILL BIT Ø 6 MM	06937	10
EASYGRES DIAMOND DRILL BIT Ø 8 MM	06938	
EASYGRES DIAMOND DRILL BIT Ø 10 MM.	06939	
DIAMOND DRILL EASYGRES 12MM	06940	
EASYGRES DIAMOND DRILL BIT Ø 20 MM	06941	
EASYGRES DIAMOND DRILL BIT Ø 28 MM.	06942	
EASYGRES DIAMOND DRILL BIT Ø 35 MM.	06945	
EASYGRES DIAMOND DRILL BIT Ø 43 MM.	06947	
EASYGRES DIAMOND DRILL BIT Ø 50 MM.	06948	
EASYGRES DIAMOND DRILL BIT Ø 55 MM.	06949	
EASYGRES DIAMOND DRILL BIT 100MM	06953	




SUPERPRO

PORCELAIN TILE

GRINDER
ELECTRIC DRILL WITHOUT PERCUSSION

DRYGRES DRILL BITS

- For dry drilling in ceramic, porcelain, natural stone and other materials.
- Maximum operating speed 14,000 r.p.m. M10 thread finish. Usable with grinder.
- Supplied in blister.

	REF.	RPM		
DIAMOND DRILL DRYGRES Ø 20MM M10	06930	14000 max.	36 mm	1
DIAMOND DRILL DRYGRES Ø 28MM M10	06931			
DIAMOND DRILL DRYGRES Ø 35MM M10	06932			
DIAMOND DRILL DRYGRES Ø 43MM M10	06933		36	
DRYGRES DIAMOND DRILL Ø 50MM M10	06934		36 mm	
DIAMOND DRILL DRYGRES Ø 65MM M10	06935			
DIAMOND DRILL DRYGRES Ø 75MM M14	06936			



RUBIMIX E-10 ENERGY CAS

FREEDOM OF MOVEMENT.

For cementitious adhesives, resins, paints and other materials.




CATEGORY: PREMIUM


POWER


LIGHT


CAS BATTERY COMPATIBLE

1
Prepare

3
YEARS
WARRANTY


Brushless

**FAST
in**





- **Brushless motor. Maintenance-free and increases the product's lifespan. Maximum efficiency.**
- **Powered by a CAS Li-Ion 18V 5.2Ah battery pack, compatible with METABO cordless tools and all of those that form part of the CAS 18V platform.**
- **Light and strong. Maximum reliability.**
- **Dual bi-material grip handle. Better ergonomics, comfort and stability.**
- Equipped with a 2-speed gearbox.
- Progressive switch (RPM control) to optimise the mixing of each material.
- Switch safety lock prevents unintentional start-up.
- LED battery-charge indicator.
- Connection to mixing paddles with M14 thread and FAST-IN adapter (included).
- Double-insulated motor.

	REF.			RPM		
RUBIMIX E-10 ENERGY CAS NO BAT/CHARG.	27913	√	18 V	1ª 0-420/ 2ª 0-700	8,6 kg	1

RUBIMIX-9 N PLUS

MORE POWER AND PERFORMANCE.

For cementitious adhesives, resins, paints and other materials.








CATEGORY: SUPERPRO



POWER
1800 W



- Higher mixing performance, thanks to a more efficient torque.
- Powerful 1800W motor for greater mixing capacity and high reliability.
- 2 speed gearbox and electronic regulator (r.p.m.) to optimize the mixing of each material.
- Quick and easy to change the brushes. High comfort.
- Electric mixer for mortar of great power: 1800W. Double insulation.
- Safety lock to prevent unexpected start.
- Direct connection M14 thread.
- Electronic regulator (1st 0-450 r.p.m. / 2nd 0-780 r.p.m.), Ø maximum paddle: 160 mm.
- Ø 5 1/2" (140 mm.) mixing paddle included.
- In the version with case the paddle included is Ø 4 3/4" (120 mm.).
- Includes Fast-in Adapter.

	REF.		W		RPM			
RUBIMIX-9 N PLUS 230V 50/60HZ ELECTRIC MIXER	26922	-	1800 W	230V 50-60 Hz	1ª 0-450 / 2ª 0-780	5.8 kg	2	18



RUBIMIX-9 N

VERSATILITY BY CHANGING THE MIXING PADDLE.
For cementitious adhesives, resins, paints and other materials.









CATEGORY: SUPERPRO


POWER
1200W

VERSATILITY



- **Bimaterial double handle grip. Improved ergonomics and comfort.**
- **2 speed gearbox and electronic controller to optimise the mixing of each material.**
- **Interchangeable mixing paddle with M14 connection. Greater versatility.**
- **Made of lightweight and durable materials for maximum reliability.**
- Power: 1200 W.
- Double insulation.
- Direct connection M14 thread.
- Electronic regulator (1st 0-650 r.p.m. / 2nd 0-850 r.p.m.). Ø maximum paddle: 5" 1/2 (140 mm).
- Ø 4 3/4" (120 mm.) mixing paddle included.


	REF.		W		RPM			
RUBIMIX-9 N	25940	-	1200 W	210-240V 50-60 Hz.	1ª 0-650 / 2ª 0-850	5,5 kg	2	24

RUBIMIX-8 EASY PRO


MULTI-MATERIAL ELECTRIC MIXER, SUITABLE FOR CEMENTITIOUS ADHESIVES, RESINS, PAINT, AND OTHER MATERIALS.

Facilitates a homogeneous mixing of materials, avoiding the formation of bubbles and/or lumps.






CATEGORY: SUPERPRO









POWER
1400 W



EASY HANDLING



- **1400 W Electric Motor.**
- **Mixing paddles connection through M14 thread.**
- **Greater electrical SAFETY thanks to double isolation.**
- **EASY and INTUITIVE use. ATTRACTIVE and FUNCTIONAL design.**
- Ergonomic bi-material handle with improved grip that provides greater comfort & stability.
- Chassis in technical plastic, light & resistant. maximum reliability & durability.
- Anti-ignition security system. Prevents inadvertent start-up.
- Includes Ø4" 3/4 (Ø120 mm) red triple helix split mixing paddle (M14 thread continuous full rod) for mortar and cementitious adhesives.
- Direct access to engines brushes for a fast and easy maintenance.
- Spare brushes and 3/4" & 7/8" (19 & 22 mm) keys included.
- Compatible with drill holder and RUBI mixing paddles range.

	REF.		W		RPM						
RUBIMIX-8 EASY PRO EU	16903	-	1400 W	230V-50/60Hz.	0-700 RPM	4.86 kg	5.75 kg	2	32		
RUBIMIX-8 EASY PRO UK	16905		1400	220V-50-60Hz.	1ª 0-700	4.73 kg			24		
RUBIMIX-8 EASY PRO	16910			230V-50-60Hz.							



RUBIMIX-7

CHANGING THE MIXING ROD, IT ADAPTS PERFECTLY TO MIXING.
For cementitious adhesives, resins, paints and other materials.







CATEGORY: PRO


POWER
1200 W

1
Prepare

W
1200 W

- Its double grip with bi-material handles gives the user greater ergonomics and comfort.
- It has a mechanical speed and an electronic regulator to optimize the mixing speed of each material, the user will always be able to obtain the most homogeneous mixture possible.
- The RUBIMIX-7's 1,200 W motor offers an ideal working regime for ceramic mortars and adhesives.
- On the steering wheel, we find the trigger and the electronic speed regulator, to be able to adjust the working speed while using the machine.
- The RUBIMIX-7 also includes a Ø 120 mm rod for mortars and ceramic adhesives. Due to its power, it can use rods up to Ø140 mm.
- The rod connection of the RUBIMIX-7 is for M14 thread.

	REF.		W		RPM			
ELECTRIC MIXER RUBIMIX-7 230V 50 / 60HZ	26900	-	1200 w	230V 50-60Hz	0 – 760	3,250 kg	2	24



CATEGORY: PRO



TILE ADHESIVE

HIGHER PERFORMANCE

MORTAR MIXER PADDLE THREAD M14 3 HELIX

- To mix cement mortars.
- Helix head with 3 paddles for better mixing. Increases performance by 15% compared to the 2-blade head.
- Less effort in mixing.
- Less vibrations. Greater comfort.
- M14 x 2 thread connection.
- Adaptable directly to RUBIMIX range and other brands.

	REF.				
MORTAR MIXER PADDLE M-120-R 3H	76918	15-25 kg	600 mm	120 mm	2



CATEGORY: PRO

OPEN HANDLE

PLASTIC

TROWELS OPEN PLASTIC HANDLE

- Steel plate. Special high wear resistance.
- Plate trowel: 11" x 4" (28 x 12 cm).
- Plate notched trowel: 11" x 4" (28 x 12 cm).

	REF.					
STEEL NOTCHED TROWEL 11" (28 CM.) 1/2" X 1/2" (12 X 12 MM.)	25907	12 mm	12 mm	- mm	6	720
STEEL NOTCHED TROWEL 11" (28 CM.) 1/4" X 1/4" (6 X 6 MM.)	25903	6 mm	6 mm			
STEEL NOTCHED TROWEL 11" (28 CM.) 5/16" X 5/16" (8 X 8 MM.)	25905	8 mm	8 mm			
STEEL NOTCHED TROWEL 11" (28 CM.) 3/8" X 3/8" (10 X 10 MM.)	25906	10 mm	10 mm			



CATEGORY: SUPERPRO

FLAT 2 SIDED MALLETS B/N

- Facilitate the proper laying and positioning of ceramic tiles during installation.
- Designed to reduce impact vibrations and thus prevent users from suffering them.

	REF.	
500 G WHITE RUBBER Mallet	66945	6
500 G WHITE/BLACK RUBBER Mallet	66946	
500 G BLACK RUBBER Mallet	66923	
BLACK & WHITE RUBBER HAMMER 750 GR SRT	66960	
FLAT 2 SIDED MALLETS B/N	66977	



CATEGORY: SUPERPRO

FOLDING 4-IN-1 WORKING TABLE

- 4 uses in 1: Work bench, scaffold, dolly and creeper.
- Foldable, easy to transport and storage.
- Double sided board: MDF wood side (work bench function) and non-slippery PP plastic side (rest of functions). EASY interchangeable.
- Reinforced stainless steel area for harder jobs. Avoids damages on wooden surface.
- Angle conveyor and rule printed on the wooden side. Also includes a hole for small drillings (max. 25 mm) and hand tools inserts on metal frame.
- Folded table: 80x52x12,5cm. Unfolded table: 115x52x80cm.


	REF.		
FOLDING 4-IN-1 WORKING TABLE	66924	1	16



CATEGORY: SUPERPRO

DELTA LEVEL SYSTEM STRIP

- Made in PP.
- Different models available:
- Strip 0,5 mm / 1 mm / 1,5 mm and 2 mm. for tiles from 3 to 12 mm.
- Strip 1,5 mm and 2 mm for tiles from 11 to 20 mm.
- 3 mm and 5 mm strip for tiles from 6 to 15 mm.
- 5 mm strip for tiles from 13 to 20 mm.

	REF.	
DELTA LEVEL SYSTEM STRIP	03960	 22
STRIPS 3-12MM 1,5MM DELTA LEV.(B-100)SRT	03961	
STRIPS 3-12MM 2 DELTA LEV.(B-100)SRT	03962	
STRIPS 3-12MM 0,5MM DELTA LEV.(B-100)SRT	03959	



CATEGORY: SUPERPRO

DELTA LEVEL SYSTEM SRT

- Prevents the generation of lippage during ceramic tile installation, both in flooring and on walls.
- Recommended for formats of 30x30 cm and above, always with back buttering.

	REF.	
DELTA LEVEL SYSTEM SRT	03963	 12

PATENTED



CATEGORY: SUPERPRO

DELTA LEVEL SYSTEM PLIERS FAST-FIX

- FAST-FIX regulation system. Without screws, faster and intuitive.
- Made of steel with bi-material soft-grip handles for greater ergonomics.
- Protective cover on the pressure cam to avoid damaging the tile.

	REF.	
DELTA LEVEL SYSTEM PLIERS FAST-FIX	03901	 6





CATEGORY: SUPERPRO

HIGH LOAD CAPACITY

HARD SURFACES

SR-1 ERGONOMIC SEAT

- Aluminium chassis high strength and stability.
- Allows an ergonomic position of comfort.
- Prevents injuries in knees and back.
- Adjustable seat height and angle for optimum adaptation to each use.
- Robust construction with 7 heavy duty wheels.
- Includes tray for tools and accessories.
- Ideal for flooring, parquet installation, cleaning and other operations on pavements tasks.
- Replaceable ergonomic kneepads.
- Maximum weight: 286 lb (130 kg).

	REF.		
SR-1 ERGONOMIC SEAT	81999	 1	 18



RUBICLUB

JOIN THE COMMUNITY OF 70.000+ EXPERTS IN THE ART OF TILING

1. SIGN UP IN LESS THAN 1 MINUTE
2. EXTEND THE WARRANTY OF YOUR PURCHASES EASILY
3. GAIN ACCESS TO EXCLUSIVE BENEFITS AND GIFTS

SCAN THE QR CODE OR
ENTER WWW.RUBI.COM



After Sales Service
aftersales@rubi.com

f **y** **t** **i** **n**
rubi.com

RUBI GROUP

SP GERMANS BOADA, S.A. BARCELONA (OFICINAS CENTRALES)

Pol. Can Rosés,
Avda. Olímpiques 89-91, P.O.BOX 14
08191 RUBI (Barcelona) SPAIN
T. 34 936 80 65 00
info@rubi.com

MADRID

Marie Curie, 7
Edif. B, bajos 7
28521 Rivas Vaciamadrid SPAIN
T. 34 914 99 48 63
rubimadrid@rubi.com

PT RUBI PORTUGAL

Rua da Ribeira de Eiras, S/N, Armazém B
Ponte de Eiras
3020-324 Coimbra - PORTUGAL
T. 351 239 492 430
F. 351 239 492 431
rubiportugal@rubi.com

FR RUBI FRANCE S.A.R.L.

15 Avenue du Hoggar
Bâtiment le Vancouver
91940 LES ULIS - FRANCE
T. 33 1 69 18 17 85
T. 33 1 69 18 17 89
rubi france@rubi.com

US RUBI TOOLS USA Inc.

10702 NW 147th Street, Suite 100
Hialeah Gardens, FLORIDA 33018 USA
P. 1 305 715 9892
F. 1 305 715 9898
rubitools.usa@rubi.com

UK RUBI UK LTD.

Units 16 & 17, Easter Park,
Ferry Lane
Rainham, Essex
RM13 9BP - UNITED KINGDOM
P. 44 (0) 1708559609
F. 44 (0) 1708553813
rubiuk@rubi.com

PL RUBI POLSKA Sp. z o.o.

ul. Dawidowska 10, Zamienie
05-500 Piaseczno
POLSKA
T. +48 (0) 226 44 51 61
F. +48 (0) 226 44 58 45
rubipolska@rubi.com

NL RUBI BENELUX BV

Weidehek, 70
4824 AS BREDA
NEDERLAND
T. 31 (0) 76 57 29 200
F. 31 (0) 76 57 20 190
rubi benelux@rubi.com

DE RUBI DEUTSCHLAND GmbH

Krahnendonk 89
41066 Mönchengladbach
DEUTSCHLAND
T. 49 (0) 2161 990 60 90
F. 49 (0) 2161 478 12 69
rubi deutschland@rubi.com

CA RUBI CANADA

9209 Boul Langelier
St-Léonard, Qc CA H1P-3K9
P. 1866 898 7924
rubicanada@rubi.com

IT ITALIA

T. 800 788278
F. 800 788279
commerciale@rubi.com

CN Suzhou Rubi Technologies Co., Ltd.

Block 2, No.86, Tinghe Road, SIP, Suzhou City,
Jiangsu, Province, China
Zip Code: 215121
中国江苏省苏州工业园区亭和路86号2号厂房
苏州瑞比机电科技有限公司
邮政编码: 215121
Tel: 86 512 66626100

IN RUBI INDIA

Andheri Kurla Road, Andheri (East)
Mumbai-400059, India
T. +91 22 67587457 60
rubiwestindia@rubi.com

MX GERMANS BOADA MEXICO

Av. Industria Moderna #2001 Bodega 82,
El Cerrito, CP 76240
El marqués, QRO
T. +52 55 5592 4907
T. +52 55 5592 5386
mexico@rubi.com

CO RUBI COLOMBIA

Cra. 11a #94-56, Oficina 501
Bogotá D.C. COLOMBIA
T. (+571) 441 45 46

CL RUBI CHILE

GERMANS BOADA S.A.
Los Militares # 5620, Oficina 1503
Los Condes (Santiago de Chile) CHILE
T. (+562) 3339 9193
T. (+569) 9799 9574
rubi chile@rubi.com

AE RUBI MIDDLE EAST

P.O. Box 507070, Unit 08A, Level 7,
Al Fattan Currency House-Tower 1,
Dubai IFC, Dubai, United Arab Emirates
nkhan@rubi.com
T. +971 52 969 7852

TR RUBI TURQUIA

TAMER OZALLI Hird. Hizm.
Fulya Mah: Mehmetcik cad Kozacik sok
Birlik ap D:3 Şişli / İstanbul
T. +90 50 7624 0167
tozalli@rubi.com



Photos are not contractual.
Electric and electronic equipment subject to recycling costs determined by an agent appointed by GERMANS BOADA, S.A.